

Introductory sub-table (I)(a)

Name of the Company:		KESAR PETROPRODUCTS LIMITED	
Scrip Code, Name of the scrip, class of security:		524174	
Quarter ended:		30/09/2013	
<b>Partly paid-up shares:-</b>	<b>No. of partly paid-up shares</b>	<b>As a % of total no. of partly paid-up shares</b>	<b>As a % of total no. of shares of the company</b>
Held by promoter/promoter group	0	NIL	0
Held by public	0	NIL	0
<b>Total - D</b>	<b>NIL</b>	<b>NIL</b>	<b>NIL</b>
<b>Outstanding convertible securities:-</b>	<b>No. of outstanding securities</b>	<b>As a % of total no. of outstanding convertible securities</b>	<b>As a % of total no. of shares of the company, assuming full conversion of the convertible securities</b>
Held by promoter/promoter group	0	NIL	NIL
Held by public	0	NIL	NIL
<b>Total - E</b>	<b>NIL</b>	<b>NIL</b>	<b>NIL</b>
<b>Warrants:-</b>	<b>No. of warrants</b>	<b>As a % of total no. of warrants</b>	<b>As a % of total no. of shares of the company, assuming full conversion of warrants</b>
Held by promoter/promoter group	0	NIL	NIL
Held by public	0	NIL	NIL
<b>Total - F</b>	<b>NIL</b>	<b>NIL</b>	<b>NIL</b>
Total paid-up capital of the company, assuming full conversion of warrants and convertible securities	7267317		


For KESAR PETROPRODUCTS LIMITED

For KESAR PETROPRODUCTS LIMITED

Director / Authorised Signatory

  
Director / Authorised Signatory

For System Support Services

  
Partner



**Statement Showing Shareholding Pattern**

**Table (I)(a)**



Category code	Category of Shareholder	Number of Shareholders	Total number of shares	Number of shares held in dematerialized form	Total shareholding as a percentage of total number of shares		Shares Pledged or otherwise encumbered		
					As a percentage of (A+B) <sup>1</sup>	As a percentage of (A+B+C)	Number of shares	As a percentage	
(A)	Shareholding of Promoter and Promoter Group <sup>2</sup>								
1	Indian								
(a)	Individuals/ Hindu Undivided Family	3	3500001	1	48.16	48.16	0	0.00	
(b)	Central Government/ State Government(s)	0	0	0	0.00	0.00	0	0.00	
(c)	Bodies Corporate	0	0	0	0.00	0.00	0	0.00	
(d)	Financial Institutions/ Banks	0	0	0	0.00	0.00	0	0.00	
(e)	Any Others(Specify)	0	0	0	0.00	0.00	0	0.00	
(e-i)	Other Individuals	0	0	0	0.00	0.00	0	0.00	
(e-ii)	Mutual Fund	0	0	0	0.00	0.00	0	0.00	
(e-iii)	Body Corp in Concert	0	0	0	0.00	0.00	0	0.00	
(e-iv)	Non Government Institutions	0	0	0	0.00	0.00	0	0.00	
	<b>Sub Total(A)(1)</b>	<b>3</b>	<b>3500001</b>	<b>1</b>	<b>48.16</b>	<b>48.16</b>	<b>0</b>	<b>0.00</b>	
2	Foreign								
a	Individuals (Non-Residents Individuals/ Foreign Individuals)	0	0	0	0.00	0.00	0	0.00	
b	Bodies Corporate	0	0	0	0.00	0.00	0	0.00	
c	Institutions	0	0	0	0.00	0.00	0	0.00	
d	Any Others(Specify)	0	0	0	0.00	0.00	0	0.00	
	<b>Sub Total(A)(2)</b>	<b>0</b>	<b>0</b>	<b>0</b>	<b>0.00</b>	<b>0.00</b>	<b>0</b>	<b>0.00</b>	
	<b>Total Shareholding of Promoter and Promoter Group (A)=(A)(1)+(A)(2)</b>	<b>3</b>	<b>3500001</b>	<b>1</b>	<b>48.16</b>	<b>48.16</b>	<b>0</b>	<b>0.00</b>	
(B)	Public shareholding								
1	Institutions	2	783	538	0.01	0.01	0	0.00	
(a)	Mutual Funds/ UTI	2	783	538	0.01	0.01	0	0.00	
(b)	Financial Institutions / Banks	7	163	23	0.00	0.00	0	0.00	
(c)	Central Government/ State Government(s)	0	0	0	0.00	0.00	0	0.00	
(d)	Venture Capital Funds	0	0	0	0.00	0.00	0	0.00	
(e)	Insurance Companies	3	267	267	0.00	0.00	0	0.00	
(f)	Foreign Institutional Investors	0	0	0	0.00	0.00	0	0.00	
(g)	Foreign Venture Capital Investors	0	0	0	0.00	0.00	0	0.00	
(h)	Any Other (specify)	0	0	0	0.00	0.00	0	0.00	
	<b>Sub-Total (B)(1)</b>	<b>12</b>	<b>1213</b>	<b>828</b>	<b>0.02</b>	<b>0.02</b>	<b>0</b>	<b>0.00</b>	

For KESAR PETROPRODUCTS LIMITED

For KESAR PETROPRODUCTS LIMITED


For System Support Services

Director / Authorised Signatory



<b>B 2</b>	<b>Non-institutions</b>									
(a)	Bodies Corporate	242	45540	43495	0.63	0.63				
(a-i)	Corporate Client Bene	0	0	0	0.00	0.00				
(a-ii)	Corporate client Margin	0	0	0	0.00	0.00				
(a-iii)	Corporate Body (Offer)	0	0	0	0.00	0.00				
(b)	Individuals									
I	Individuals - i. Individual shareholders holding nominal share capital up to Rs 1 lakh	27780	210427	167773	2.90	2.90				
II	ii. Individual shareholders holding nominal share capital in excess of Rs 1 lakh	2	3500000	0	48.16	48.16				
(c)	Any Other (specify)	0	0	0	0.00	0.00				
(c-i)	NRI Individuals (Non Rep)	8	69	69	0.00	0.00				
(c-ii)	OCB	0	0	0	0.00	0.00				
(c-iii)	Foreign Bodies	0	0	0	0.00	0.00				
(c-iv)	NRI (Repatriation)	10	10067	67	0.14	0.14				
	<b>Sub-Total (B)(2)</b>	<b>28042</b>	<b>3766103</b>	<b>211404</b>	<b>51.82</b>	<b>51.82</b>				
<b>(B)</b>	<b>Total Public Shareholding (B)= (B)(1)+(B)(2)</b>	<b>28054</b>	<b>3767316</b>	<b>212232</b>	<b>51.84</b>	<b>51.84</b>				
	<b>TOTAL (A)+(B)</b>	<b>28057</b>	<b>7267317</b>	<b>212233</b>	<b>100.00</b>	<b>100.00</b>				
(C)	Shares held by Custodians and against which Depository Receipts have been issued									
(1)	Promoter and Promoter Group	0	0	0	0.00	0.00				
(2)	Public	0	0	0	0.00	0.00				
	<b>GRAND TOTAL (A)+(B)+(C)</b>	<b>28057</b>	<b>7267317</b>	<b>212233</b>		<b>100</b>			<b>0</b>	<b>0.00</b>

FOR KESAR PETROPRODUCTS LIMITED  
  
 Director / Authorised Signatory

FOR KESAR PETROPRODUCTS LIMITED  
 Director / Authorised Signatory

For System Support Services  
  
 Partner



(D)(b) **KESAR PETROPRODUCTS LIMITED**  
 Category "Promoter and Promoter Group"

Sr.	Name of the shareholder	Details of Shares held		Encumbered shares (*)		Details of warrants		Details of convertible securities		Total shares (including underlying shares assuming full conversion of warrants and convertible securities) as a % of diluted share capital	
		Number of shares held	As a % of grand total (A)+(B)+(C)	No.	As a percentage (V)=(W/(A+B+C))*100	As a % of grand total (A)+(B)+(C) of sub-clause (D)(a)	Number of warrants held	As a % total number of warrants of the same class	Number of convertible securities held		As a % total number of convertible securities of the same class
No.	(ii)	(iii)	(iv)	(v)	(vi)=(v)/(iii)*100	(vii)	(viii)	(ix)	(x)	(xi)	(xii)
0											
1	DINESH SHARMA HUF	3000000	41.280709	0	0.00	0.000000	0	0.000000	0	0.000000	41.280709
2	RAJKUMAR	500000	6.880118	0	0.00	0.000000	0	0.000000	0	0.000000	6.880118
3	SHANKARLAL SHARMA	1	0.000014	0	0.00	0.000000	0	0.000000	0	0.000000	0.000014
<b>Total</b>		<b>3500001</b>	<b>48.160841</b>	<b>0</b>	<b>0.00</b>	<b>0.000000</b>	<b>0</b>	<b>0.000000</b>	<b>0</b>	<b>0.000000</b>	<b>48.160841</b>

FOR KESAR PETROPRODUCTS LIMITED

FOR SYSTEM SUPPORT SERVICES

Director / Authorised Signatory

Partner



(D)(c)(i) KESAR PETROPRODUCTS LIMITED  
category "Public" and holding more than 1% of the total number of shares

Sr. No.	Name of the shareholder	Number of shares held	Shares as a percentage of total number of shares {i.e., Grand Total (A)+(B)+(C) indicated in Statement at para (1)(a) above}	Details of warrants		Details of convertible		Total shares (including underlying shares assuming full conversion of warrants and convertible securities) as a % of diluted share capital
				Number of warrants held	As a % total number of warrants of the same class	Number of convertible securities held	% w.r.t total number of convertible securities of the same class	
1	SHREYAS DINESH SHARN	1750000	24.080414	0	0.000000	0	0.000000	24.080414
2	SHRUTI DINESH SHARMA	1750000	24.080414	0	0.000000	0	0.000000	24.080414
<b>Total</b>		<b>3500000</b>	<b>48.160828</b>	<b>0</b>	<b>0.000000</b>	<b>0</b>	<b>0.000000</b>	<b>48.160828</b>

For KESAR PETROPRODUCTS LIMITED



Director / Authorised Signatory

For System Support Services



Partner



(D)(c)(ii) **KESAR PETROPRODUCTS LIMITED**

PAC) belonging to the category "Public" and holding more than 5% of the total number of shares of the company

Sr. No.	Name(s) of the shareholder(s) and the Persons Acting in Concert (PAC) with them	Number of shares	Shares as a percentage of total number of shares {i.e., Grand Total (A)+(B)+(C) indicated in Statement at para (I)(a) above}	Details of warrants			Details of convertible securities		Total shares (including underlying shares assuming full conversion of warrants and convertible securities) as a % of diluted share capital
				Number of warrants	As a % total number of warrants of the same class	Number of convertible securities held	% w.r.t total number of convertible securities of the same class		
1	SHREYAS DINESH SHARN	1750000	24.080414	0	0.000000	0	0.000000	24.080414	
2	SHRUTI DINESH SHARMA	1750000	24.080414	0	0.000000	0	0.000000	24.080414	
<b>Total</b>		<b>3500000</b>	<b>48.160828</b>	<b>0</b>	<b>0.000000</b>	<b>0</b>	<b>0.000000</b>	<b>48.160828</b>	

For KESAR PETROPRODUCTS LIMITED

Director / Authorised Signatory



For System Support Services

Partner



**KESAR PETROPRODUCTS LIMITED**

**(I)(d) Statement showing details of locked-in shares**

Sr. No.	Name of the shareholder	Number of locked-in shares	Locked-in shares as a (%) percentage of total number of shares {i.e., Grand Total (A)+(B)+(C) indicated in Statement at para (I)(a) above}	Promoter / Promoter Group / Public
1	NIL	Nil	Nil	Public
<b>Total</b>		<b>0</b>	<b>0</b>	

For KESAR PETROPRODUCTS LIMITED

*Mme*  
Director / Authorised Signatory

For System Support Services

*[Signature]*  
Partner



**KESAR PETROPRODUCTS LIMITED**  
**(ID)(a) Statement showing details of Depository Receipts (DRs)**

Sr. No.	Type of outstanding DR (ADRs, GDRs, SDRs, etc.)	Number of outstanding DRs	Number of shares underlying outstanding DRs	Shares underlying outstanding DRs as a percentage of total number of shares {i.e., Grand Total (A)+(B)+(C) indicated in Statement at para (I)(a) above}
1	NIL	Nil	Nil	Nil
<b>Total</b>		<b>0</b>	<b>0</b>	<b>0</b>

For KESAR PETROPRODUCTS LIMITED

*Mme*  
 Director / Authorised Signatory

For System Support Services

*[Signature]*  
 Partner



**KESAR PETROPRODUCTS LIMITED**


(II)(b) Statement showing Holding of Depository Receipts (DRs), where underlying shares held by 'promoter/promoter group' are in excess of 1% of the total number of shares

Sr. No.	Name of the DR Holder	Type of outstanding DR (ADRs, GDRs, SDRs, etc.)	Number of shares underlying outstanding DRs	Shares underlying outstanding DRs as a percentage of total number of shares {i.e., Grand Total (A)+(B)+(C) indicated in Statement at para (I)(a) above}
1	NIL		Nil	Nil
<b>Total</b>			<b>0</b>	<b>0</b>

For KESAR PETROPRODUCTS LIMITED

  
Director / Authorised Signatory

For System Support Services

  
Partner