

Introductory sub-table (I)(a)

KESAR PETROPRODUCTS LIMITED	
Name of the Company:	
Scrip Code, Name of the scrip, class of security:	524174
Quarter ended:	29/06/2013

Partly paid-up shares:-	No. of partly paid-up shares	As a % of total no. of partly paid-up shares	As a % of total no. of shares of the company
Held by promoter/promoter group	0	NIL	0
Held by public	0	NIL	0
Total - D	NIL	NIL	NIL

Outstanding convertible securities:-	No. of outstanding securities	As a % of total no. of outstanding convertible securities	As a % of total no. of shares of the company, assuming full conversion of the convertible securities
--------------------------------------	-------------------------------	---	--

Held by promoter/promoter group	0	NIL	NIL
Held by public	0	NIL	NIL
Total - E	NIL	NIL	NIL

Warrants:-	No. of warrants	As a % of total no. of warrants	As a % of total no. of shares of the company, assuming full conversion of warrants
------------	-----------------	---------------------------------	--

Held by promoter/promoter group	0	NIL	NIL
Held by public	0	NIL	NIL
Total - F	NIL	NIL	NIL

Total paid-up capital of the company, assuming full conversion of warrants and convertible securities	7267317
---	---------

For KESAR PETROPRODUCTS LIMITED

M. M. M.
Director / Authorised Signatory


For System Support Services


[Signature]
Partner

Statement Showing Shareholding Pattern

Table (I)(a)

Category code	Category of Shareholder	Number of Shareholders	Total number of shares	Number of shares held in dematerialized form	Total shareholding as a percentage of total number of shares		Number of Shares Pledged or otherwise encumbered	As a percentage									
					As a percentage of (A+B) ¹	As a percentage of (A+B+C)											
(A)	Shareholding of Promoter and Promoter Group ²	1	3500001	1	48.16	48.16	0	0									
									Indian								
									(a) Individuals/ Hindu Undivided Family	3	3500001	0	48.16	48.16	0	0	
									(b) Central Government/ State Government(s)	0	0	0	0.00	0.00	0	0	
									(c) Bodies Corporate	0	0	0	0.00	0.00	0	0	
									(d) Financial Institutions/ Banks	0	0	0	0.00	0.00	0	0	
									(e) Any Others(Specify)	0	0	0	0.00	0.00	0	0	
									(e-i) Other Individuals	0	0	0	0.00	0.00	0	0	
									(e-ii) Mutual Fund	0	0	0	0.00	0.00	0	0	
									(e-iii) Body Corp in Concert	0	0	0	0.00	0.00	0	0	
									(e-iv) Non Government Institutions	0	0	0	0.00	0.00	0	0	
										Sub Total(A)(1)	3	3500001	1	48.16	48.16	0	0
									2	Foreign							
									a	Individuals (Non-Residents Individuals/ Foreign Individuals)	0	0	0	0.00	0.00	0	0
b	Bodies Corporate	0	0	0	0.00	0.00	0	0									
c	Institutions	0	0	0	0.00	0.00	0	0									
d	Any Others(Specify)	0	0	0	0.00	0.00	0	0									
	Sub Total(A)(2)	0	0	0	0.00	0.00	0	0									
	Total Shareholding of Promoter and Promoter Group (A)=(A)(1)+(A)(2)	3	3500001	1	48.16	48.16	0	0									
(B)	Public shareholding																
1	Institutions																
(a)	Mutual Funds/ UTI	2	783	538	0.01	0.01											
(b)	Financial Institutions / Banks	7	163	23	0.00	0.00											
(c)	Central Government/ State Government(s)	0	0	0	0.00	0.00											
(d)	Venture Capital Funds	0	0	0	0.00	0.00											
(e)	Insurance Companies	3	267	267	0.00	0.00											
(f)	Foreign Institutional Investors	0	0	0	0.00	0.00											
(g)	Foreign Venture Capital Investors	0	0	0	0.00	0.00											
(h)	Any Other (specify)	0	0	0	0.00	0.00											
	Sub-Total (B)(1)	12	1213	828	0.02	0.02											

For KESAR PETROPRODUCTS LIMITED

 Director / Authorised Signatory

For System Support Services

 Partner

(1)(b) **KESAR PETROPRODUCTS LIMITED**
category "Promoter and Promoter Group"

Sr.	Name of the shareholder	Details of Shares held			Encumbered shares (*)			Details of warrants		Details of convertible securities		Total shares (including underlying shares assuming full conversion of warrants and convertible securities) as a % of diluted share capital	
		Number of shares held	As a % of grand total (A) + (B) + (C)	No.	As a percentage (VI)=(V)/(III)*100	As a % of grand total (A)+(B)+(C) of sub-clause (I)(a)	(VII)	Number of warrants held	As a % total number of warrants of the same class	(IX)	Number of convertible securities held		As a % total number of convertible securities of the same class
No.	(II)	(III)	(IV)	(V)	(VI)	(VII)	(VIII)	(IX)	(X)	(XI)	(XII)		
1	DINESH SHARMA HUF	3000000	41.280709	0	0.00	0.000000	0	0.000000	0	0.000000	0	41.280709	
2	RAJKUMAR	500000	6.880118	0	0.00	0.000000	0	0.000000	0	0.000000	0	6.880118	
3	SHANKARLAL SHARMA	1	0.000014	0	0.00	0.000000	0	0.000000	0	0.000000	0	0.000014	
Total		3500001	48.160841	0	0.00	0.000000	0	0.000000	0	0.000000	0	48.160841	

For KESAR PETROPRODUCTS LIMITED
mmbl
Director / Authorised Signatory

For System Support Services
mmbl
Partner

(D)(c)(i) **KESAR PETROPRODUCTS LIMITED**

category "Public" and holding more than 1% of the total number of shares

Sr. No.	Name of the shareholder	Number of shares held	Shares as a percentage of total number of shares {i.e., Grand Total (A)+(B)+(C) indicated in Statement at para (D)(a) above}	Details of warrants		Details of convertible		Total shares (including underlying shares assuming full conversion of warrants and convertible securities) as a % of diluted share capital
				Number of warrants held	As a % total number of warrants of the same class	Number of convertible securities held	% w.r.t total number of convertible securities of the same class	
1	SHREYAS DINESH SHARMA	1750000	24.080414	0	0.000000	0	0.000000	24.080414
2	SHRUTI DINESH SHARMA	1750000	24.080414	0	0.000000	0	0.000000	24.080414
Total		3500000	48.160828	0	0.000000	0	0.000000	48.160828

For KESAR PETROPRODUCTS LIMITED

Director / Authorised Signatory

For System Support Services

Partner

(D)(c)(ii) **KESAR PETROPRODUCTS LIMITED**
PAC) belonging to the category "Public" and holding more than 5% of the total number of shares of the company

Sr. No.	Name(s) of the shareholder(s) and the Persons Acting in Concert (PAC) with them	Number of shares	Shares as a percentage of total number of shares {i.e., Grand Total (A)+(B)+(C) indicated in Statement at para (I)(a) above}	Details of warrants		Details of convertible securities		Total shares (including underlying shares assuming full conversion of warrants and convertible securities) as a % of diluted share capital
				Number of warrants	As a % total number of warrants of the same class	Number of convertible securities held	% w.r.t total number of convertible securities of the same class	
1	SHREYAS DINESH SHARN	1750000	24.080414	0	0.000000	0	0.000000	24.080414
2	SHRUTI DINESH SHARMA	1750000	24.080414	0	0.000000	0	0.000000	24.080414
Total		3500000	48.160828	0	0.000000	0	0.000000	48.160828

For KESAR PETROPRODUCTS LIMITED

Director / Authorised Signatory

Mme

For System Support Services

Partner

Mme


KESAR PETROPRODUCTS LIMITED

(I)(d) Statement showing details of locked-in shares

Sr. No.	Name of the shareholder	Number of locked-in shares	Locked-in shares as a (%) percentage of total number of shares {i.e., Grand Total (A)+(B)+(C) indicated in Statement at para (I)(a) above}	Promoter / Promoter Group / Public
1	NIL	Nil	Nil	Public
Total		0	0	


FOR KESAR PETROPRODUCTS LIMITED

Director / Authorised Signatory



For System Support Services

Partner



KESAR PETROPRODUCTS LIMITED

(II)(a) Statement showing details of Depository Receipts (DRs)

Sr. No.	Type of outstanding DR (ADRs, GDRs, SDRs, etc.)	Number of outstanding DRs	Number of shares underlying outstanding DRs	Shares underlying outstanding DRs as a percentage of total number of shares {i.e., Grand Total (A)+(B)+(C) indicated in Statement at para (I)(a) above}
1	NIL	Nil	Nil	Nil
Total		0	0	0

For KESAR PETROPRODUCTS LIMITED

Mme
Director / Authorised Signatory

For System Support Services

M. K. Chhabra
Partner


KESAR PETROPRODUCTS LIMITED

(II)(b) Statement showing Holding of Depository Receipts (DRs), where underlying shares held by 'promoter/promoter group' are in excess of 1% of the total number of shares

Sr. No.	Name of the DR Holder	Type of outstanding DR (ADRs, GDRs, SDRs, etc.)	Number of shares underlying outstanding DRs	Shares underlying outstanding DRs as a percentage of total number of shares {i.e., Grand Total (A)+(B)+(C) indicated in Statement at para (I)(a) above}
1	NIL		NIL	NIL
Total			0	0

For KESAR PETROPRODUCTS LIMITED

 Director / Authorised Signatory

For System Support Services

 Partner